

Appendix F



2009 HIV Prevention Funding Snapshot
Florida HIV Prevention Funding by Population



Table of Contents

Purpose

Priority Populations

Funding Sources

Methodology

Limitations

Findings

HIV-Positive Persons

Black Heterosexuals

White MSM

Black MSM

Hispanic MSM

Black IDUs

Hispanic Heterosexuals

Other: Non-Priority Populations

All At-Risk Populations: Non-Targeted Funding

Acknowledgements

Bureau of HIV/AIDS Area Map

Purpose

This report addresses 2009 HIV prevention funding by priority population. The goal of this report is to help assess whether the distribution of HIV prevention funding in Florida is proportionate to the distribution of the state's HIV/AIDS epidemic. This report can serve as a tool to identify and address HIV prevention service gaps.

Priority Populations

In 2006, the Florida Comprehensive Planning Network's Prevention Planning Group (PPG) determined the state's 2007-2009 priority populations for HIV prevention. To maximize the efficiency, effectiveness, and allocation of limited HIV prevention resources throughout the state, the PPG decided that HIV prevention efforts should focus on seven priority populations. As shown to the right, the top priority population is HIV-positive persons, followed by six high-risk negative populations of a specified racial/ethnic and risk group. The PPG designed the 2007-2009 priority setting methodology to ensure the fair and

2007-2009 State of Florida Top Seven Priority Populations	
1	HIV-Positive Persons
2	Black Heterosexuals
3	White MSM
4	Black MSM
5	Hispanic MSM
6	Black IDUs
7	Hispanic Heterosexuals

uniform selection of priority populations and allocation of resources throughout the state. The priority population rankings were determined based on HIV case data. For prevention purposes, HIV case data are a stronger indicator than AIDS case data of where new infections (incidence) are occurring and which groups are at highest risk. Florida utilizes a passive and active surveillance system for reporting HIV and AIDS cases. Local county HIV/AIDS surveillance offices report case information through the HIV/AIDS Reporting System (HARS), and the state updates HARS on a continual basis.

Funding Sources

The State of Florida, the Centers for Disease Control and Prevention (CDC), and the Health Resources and Services Administration (HRSA) allocate approximately \$36.5 million dollars to support the HIV prevention efforts of Florida's community-based organizations (CBOs), AIDS service organizations (ASOs), county health departments (CHDs), and Department of Health (DOH).

Below is a list of the HIV prevention activities examined in this report by funding source.

- CDC
 - CDC directly funds 15 contracts with CBOs and ASOs in Florida. The contract cycle starts July 1st and ends June 30th.
 - The African American Testing Initiative (AATI) grant from CDC funds DOH and providers to conduct HIV testing among black (non-Hispanic)

- populations. The funding period starts September 30th and ends September 29th.
- The National HIV Behavioral Surveillance (NHBS) grant from CDC funds DOH and the University of Miami to conduct behavioral research among populations at high risk for HIV infection in Miami-Dade County. The contract cycle starts January 1st and ends December 31st.
 - DOH uses a prevention grant (PG) from CDC to fund multiple prevention efforts:
 - The Blackmon Roberts Group (BRG) is funded to provide one-on-one capacity building assistance primarily to minority HIV/AIDS organizations (DOH-funded and non-funded) in Florida. The contract cycle starts January 1st and ends December 31st.
 - The AIDS Institute is funded to assist with the coordination of meetings to maximize resources and address community needs throughout the state. The contract cycle starts January 1st and ends December 31st.
 - Condoms (male and female), educational materials, promotional items, sponsorships, equipment, and personnel are among other categories supported with PG funds.
 - DOH general revenue (GR)
 - The Florida AIDS Hotline is funded to make HIV/AIDS information, referrals, and supportive counseling accessible to the public via telephone. The contract cycle starts July 1st and ends June 30th.
 - EMS Resources is funded to produce and provide HIV prevention public service announcements, public awareness media campaigns, and training activities to Spanish-speaking communities in Florida. The contract cycle starts July 1st and ends June 30th.
 - GR funds are used to support HIV counseling, testing, and linkage efforts in the state's correctional facilities. The funding period starts January 1st and ends June 30th.
 - GR funding from the Bureau of HIV/AIDS and Office of Minority Health supports 17 Closing the Gap (CTG) contracts with CBOs. CTG is a Florida initiative to reduce racial/ethnic health disparities. The contract cycle starts July 1st and ends June 30th.
 - Rapid test kits, supplies, forms, sponsorships, and personnel are among other categories supported with GR funds.
 - HRSA
 - Through a Minority AIDS Initiative (MAI) grant from HRSA, DOH funds seven MAI contracts. This initiative serves to link newly diagnosed minorities and HIV-positive persons who have dropped out of care to medical and support services. The Antiretroviral Treatment Access Study (ARTAS) model is used to empower clients to become their own medical advocate. The contract cycle starts August 1st and ends July 31st.
 - The Department of Corrections pre-release planning (jail linkage) program is funded through HRSA's Ryan White Part B funds to link HIV-positive inmates to care as they are released from a correctional facility. The funding period starts July 1st and ends June 30th.
 - Rapid test kits, supplies, forms, sponsorships, and an AETC contract are

among other categories supported with HRSA's Ryan White funding.

- Multiple funding sources
 - DOH supports 25 HIV Prevention (HP) contracts with CBOs through PG and GR funding. The contract cycle starts January 1st and ends December 31st.
 - GR and PG funds support seven contracts with Targeted Outreach for Pregnant Women Act (TOPWA) providers. TOPWA is an initiative to decrease the number of babies born with prenatal drug exposure and HIV infection by connecting high-risk or HIV-infected pregnant women to adequate prenatal care. The contract cycle starts July 1st and ends June 30th.
 - GR and AATI funds support a contract with Anson-Stoner to develop and disseminate media messages targeting racial/ethnic minority populations at risk for HIV infection. The contract cycle starts July 1st and ends June 30th.

Methodology

To assess the distribution of HIV/AIDS by priority population, we examined living HIV/AIDS cases diagnosed through 2007 among persons at least 13 years of age (cases with no identified risk were redistributed, data include Department of Corrections cases, cases were reported as of 4/15/2008). Cases were distributed to the appropriate priority population category (populations 2-7) based on race/ethnicity and mode of transmission. Within each racial/ethnic group, the number of PLWHA with the dual risk of being men who have sex with men and injection drug users (MSM/IDUs) were redistributed equally to the group's MSM and IDU populations.

To estimate the distribution of contract funding in 2009 by priority population, we examined target populations listed in provider contracts and distributed the annual funding amount to the appropriate priority population categories. While we recognize that many prevention programs reach persons outside of their target population(s) incidentally, this document serves to describe the intent of the program funding and activities.

For agencies funded through a single contract to implement two or more programs with different target populations, the total funding amount was distributed equally to each program, then to the appropriate priority populations. For programs targeting two or more high-risk negative priority populations (e.g., black and Hispanic heterosexuals), funding was allocated equally to each priority population.

For programs with an HIV-positive target population of a specified racial/ethnic and risk group (e.g., HIV-positive black MSM), funding was allocated to the HIV-positive priority population due to its top ranking.

DOH funds a number of HIV prevention activities targeting a racial/ethnic group, but not a specified risk group. AATI programs target Florida's black populations and are implemented primarily in venues that do not cater to a single risk group (e.g., emergency departments). Thus, AATI funding was distributed among the black priority populations proportionate to DOH's estimated proportions of Florida's black population in the IDU (2%), MSM (3.5%), and heterosexual (94.5%) risk groups. EMS is funded to develop

media and marketing efforts targeting Florida's Spanish-speaking communities. As EMS marketing efforts are tailored by risk group, DOH staff estimates that 80% of EMS funding targets Hispanic heterosexuals and 20% targets Hispanic MSM. Thus, EMS funding was allocated among these priority populations accordingly. Anson-Stoner is funded to create media messages targeting racial/ethnic minorities. As these media messages are targeted to black and Hispanic heterosexuals and MSM, funding was distributed equally among these four priority populations. In the few additional cases where a provider was contracted to target a racial/ethnic group, but not a specified risk group, the target population was assumed to be heterosexual.

As TOPWA programs target high-risk and HIV-infected pregnant women, each TOPWA provider's client data were examined to assess the proportion of women served by HIV status and race/ethnicity. DOH staff estimated that HIV-positive TOPWA clients receive three times the resources received by HIV-negative clients. Thus, the percentage of TOPWA clients served who were HIV-positive was tripled to determine the percentage of funding to be allocated to the HIV-positive category. The remaining TOPWA funding was distributed among the black, Hispanic, and other heterosexual categories proportionate to the percentage of women served in these populations. In the few additional cases where a program targets a risk group, but not a specified racial/ethnic population, funding was distributed equally among the group's black, white, and Hispanic populations.

Much of the HIV prevention funding in Florida is not targeted to any specific racial/ethnic and risk group (e.g., staff positions, condoms) and could not be allocated by priority population. Thus, such funding was allocated to an "all at-risk populations" category. Funding included in this category may be used to support HIV prevention efforts targeting all at-risk persons, the general public, or local priority populations (which may differ from the statewide priority populations).

Limitations

In using this document to help compare the distribution of Florida's HIV/AIDS epidemic to the distribution of funding for HIV prevention services among Florida's priority populations, several important limitations should be noted.

First, a number of assumptions were made to allocate funding to the appropriate priority population categories when such assumptions were deemed reasonable (see methodology section).

Second, the proportion of HIV prevention funding and of PLWHA among each priority population may not be directly compared due to the unequal number of population categories in the analyses and pie charts. HIV-positive persons represent the first priority population and, thus, a category in the analysis of funding by population. However, the analysis of PLWHA by population does not include an HIV-positive category as this population represents the distribution of the epidemic in its totality. The all at-risk population is another category represented in the analysis of funding by population, but not in the analysis of PLWHA by population.

Third, while reported HIV/AIDS cases among living persons (through 2007) were deemed most appropriate to illustrate the distribution of Florida's HIV/AIDS epidemic, there are several accompanying limitations. These data do not include cases that are undiagnosed or unreported. Therefore, populations with a disproportionately high prevalence of undiagnosed or unreported infections may be underrepresented. Furthermore, in determining the appropriate allocation of HIV prevention funding by population, consideration may also be given to other data, such as HIV incidence estimates and population size (as priority populations differ in size, differing funding levels may be needed to reach the same proportion of each population).

Findings

Based on the methods described above, Figures 1 and 2 were produced to compare the distribution of Florida's HIV/AIDS epidemic to the state's 2009 HIV prevention funding. Figure 1 shows the proportion of adult and adolescent persons living with HIV/AIDS (PLWHA), diagnosed through 2007, by priority population. Figure 2 shows the estimated distribution of 2009 HIV prevention funding (\$36.8 million) by population. Figure 3 is included to show the funding allocations within the \$14.8 million for all-at risk populations. Figure 4 shows the distribution of funding targeted to priority populations (\$21.6 million).

Figure 1. PLWHA Through 2007 by Priority Population, N=84,945

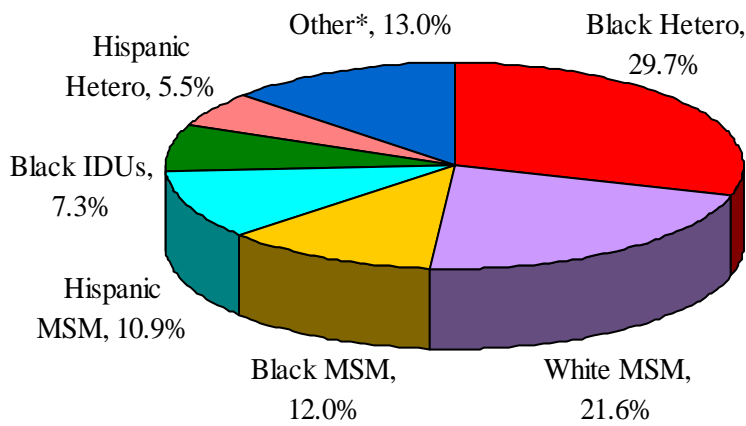


Figure 2. 2009 HIV Prevention Funding by Population, \$36,772,812

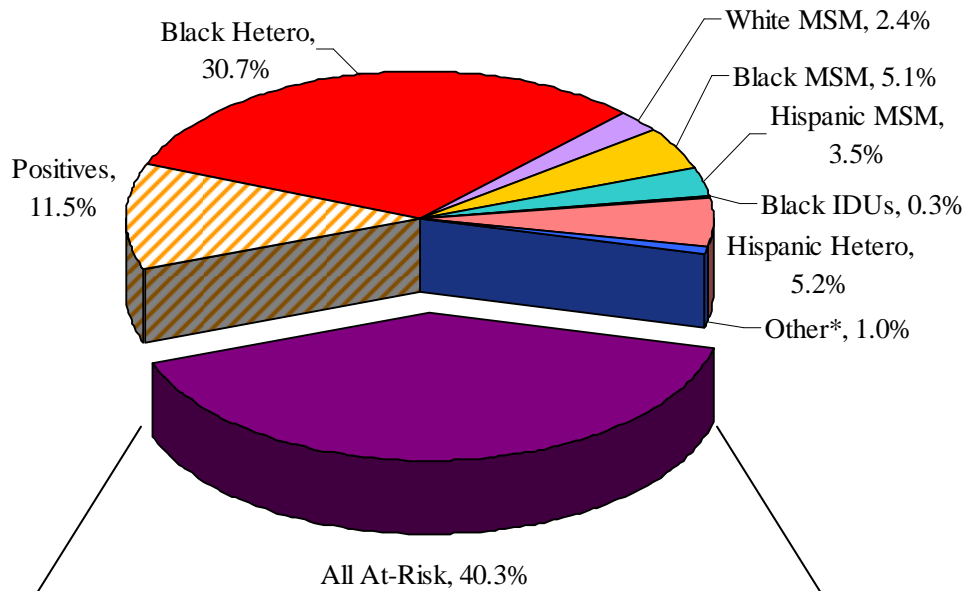
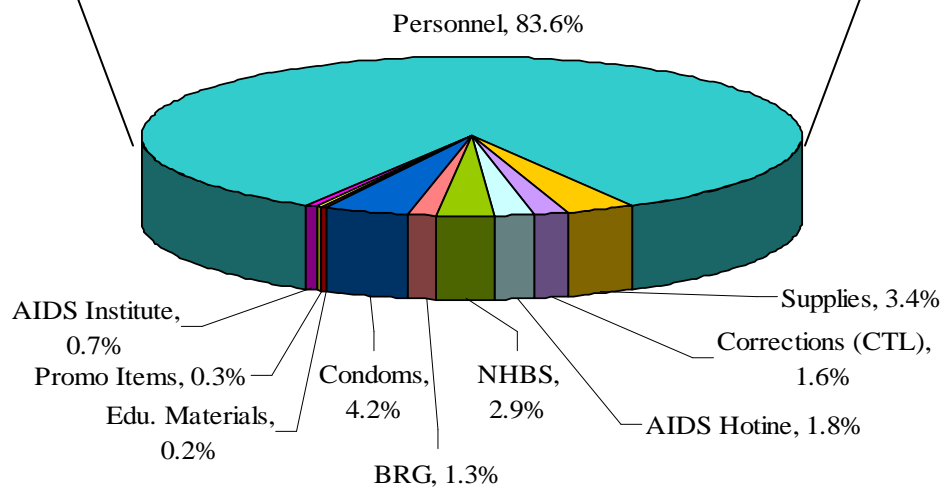


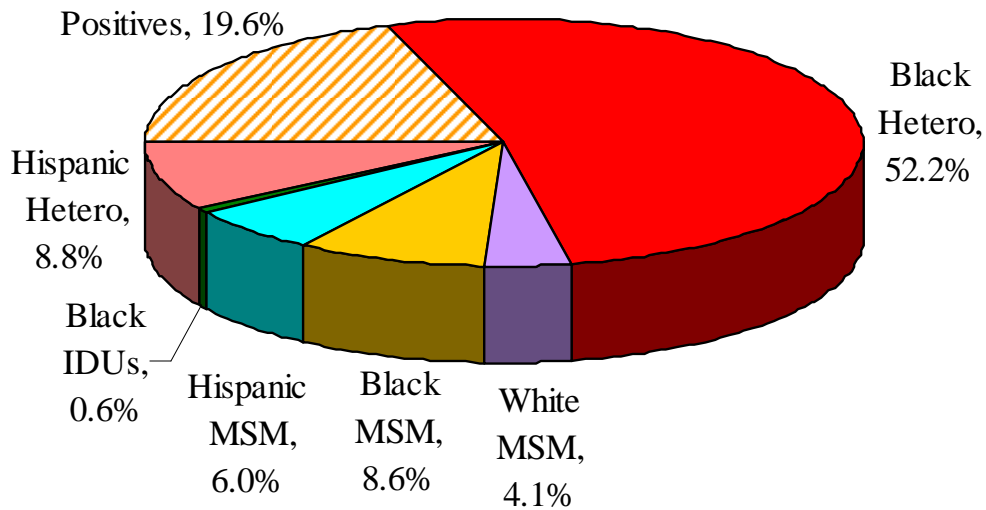
Figure 3: Funding for All At-Risk Populations, \$14,832,630



*Other = all non-priority populations: white heterosexuals, white IDUs, Hispanic IDUs, Asian/Pacific Islanders, American Indian/Alaska Natives, multi-racial persons, and persons infected perinatally or medically.

Of the \$36.8 million in HIV prevention funding in Florida, \$21.6 million (58.7%) is used to target the state's seven priority populations. Figure 4 shows the distribution of funding targeted to the state's priority populations.

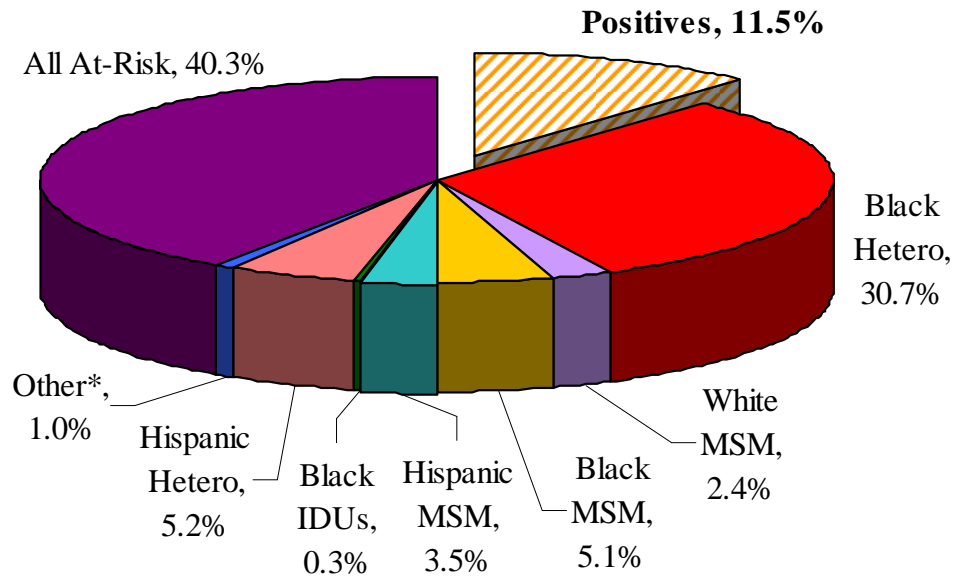
Figure 4. 2009 Targeted Funding by Priority Population, \$21,588,420



Priority Population #1: HIV-Positive Persons

Of the \$36.8 million in HIV prevention funding in Florida, an estimated 11.5% is targeted to HIV-positive populations (Figure 2).

Figure 2. 2009 HIV Prevention Funding by Population, \$36,772,812



**Other = all non-priority populations: white heterosexuals, white IDUs, Hispanic IDUs, Asian/Pacific Islanders, American Indian/Alaska Natives, multi-racial persons, and persons infected perinatally or medically.

Area	Funding Source	Funded Provider/Category	Funding Amount	Area Subtotal	HIV+ Subpopulation	Intervention
State-wide	HRSA	Corrections: Jail Linkage	\$427,000			
	PG	Personnel: DIS Staff	\$857,734			
	PG	Personnel: Perinatal	\$63,586			
	PG	Personnel: Surveillance NIR Coordinators	\$215,226			
			\$1,563,546			
2A	CDC	BASIC NWFL	\$94,755			Healthy Relationships
			\$94,755			
4	CDC	Minority AIDS Coalition of Jacksonville, Inc	\$89,181		<i>Black MSM</i>	CRCS
	PG	UF/Rainbow Center	\$18,532			Linkage/TOPWA
			\$107,713			
5	PG	AIDS Service Association of Pinellas	\$59,500		<i>Ages 16+</i>	CRCS
			\$59,500			
6	PG	Tampa-Hillsborough Action Plan	\$122,000		<i>Black & Hispanic Hetero, MSM</i>	Healthy Relationships
	MAI	Manatee County Rural Health Services	\$137,871			Linkage/ARTAS
	MAI	Tampa-Hillsborough Action Plan	\$140,000			Linkage/ARTAS
	GR/PG	THAP	\$20,500			Linkage/TOPWA
			\$420,371			
7	CTG	Hope and Help Center of Central Florida	\$60,000		<i>Females</i>	WILLOW
	PG	CMWP	\$117,000		<i>Black Hetero</i>	Healthy Relationships
	MAI	NEED	\$122,678			Linkage/ARTAS
	GR/PG	HUG Me	\$20,528			Linkage/TOPWA
			\$320,206			
9	CTG	United Deliverance	\$120,000		<i>Black Hetero, Hispanic Hetero</i>	Health Relationships, CRCS
	MAI	CAP	\$130,497			Linkage/ARTAS
	MAI	United Deliverance	\$137,000			Linkage/ARTAS
	GR/PG	Families First of Palm Beach	\$16,719			Linkage/TOPWA
			\$404,216			
10	PG	Gay & Lesbian Community Center of S. Florida	\$245,000		<i>MSM</i>	Healthy Relationships, LIFE
	MAI	Broward House	\$114,340			Linkage/ARTAS
	GR/PG	MDEI	\$27,057			Linkage/TOPWA
			\$386,397			
11A	CDC	Care Resource	\$242,092		<i>Hispanic MSM</i>	CRCS, Partnership for Health
	CDC	Empower-U	\$91,373		<i>Black MSM, Black Hetero</i>	CRCS
	CDC	Union Positiva	\$118,094		<i>Hispanic MSM</i>	Healthy Relationships
	CDC	Village South	\$245,503		<i>Substance Abusers</i>	Healthy Relationships, CRCS
	MAI	Care Resource	\$139,242			Linkage/ARTAS
	GR/PG	Teen Pregnancy Prevention Center	\$13,911			Linkage/TOPWA
			\$850,215			
15	PG	Healthy Start Coalition	\$32,585			Linkage/TOPWA
			\$32,585			
TOTAL			\$4,239,504			

Priority Population #2: Black Heterosexuals

Black heterosexuals living with HIV/AIDS account for an estimated 2.3% of Florida's black heterosexual population (data not shown*) and 29.7% of persons reported to be living with HIV/AIDS in Florida through 2007 (Figure 1). Of the state's \$36.8 million in HIV prevention funding, an estimated 30.7% is targeted to HIV-negative black heterosexuals (Figure 2).

Figure 1. PLWHA Through 2007 by Priority Population, N=84,945

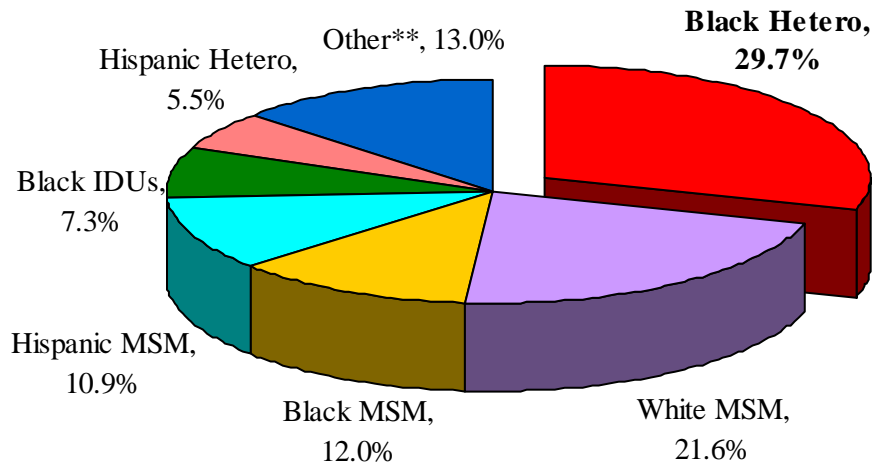
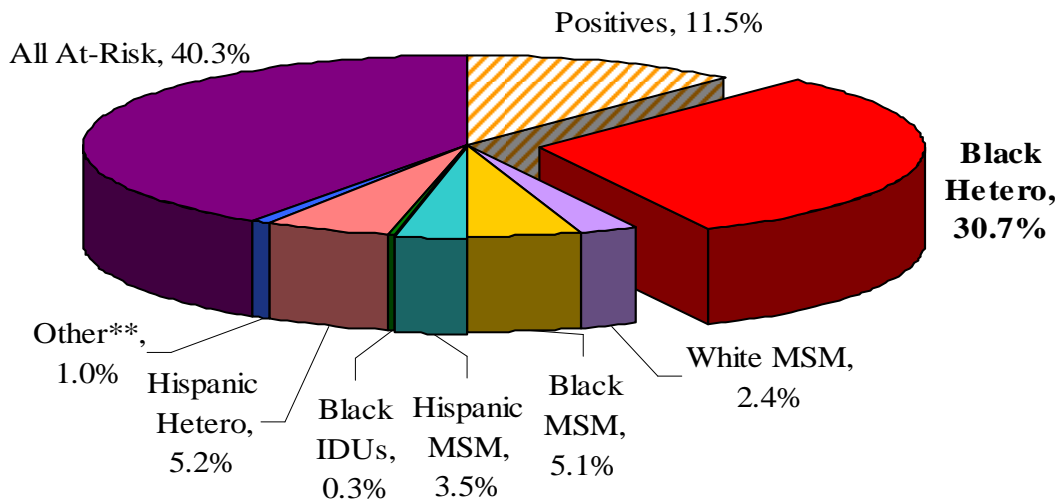


Figure 2. 2009 HIV Prevention Funding by Population, \$36,772,812



*Estimates are based on 2004 population data and reported, living HIV/AIDS cases through 2007.

**Other = all non-priority populations: white heterosexuals, white IDUs, Hispanic IDUs, Asian/Pacific Islanders, American Indian/Alaska Natives, multi-racial persons, and persons infected perinatally or medically.

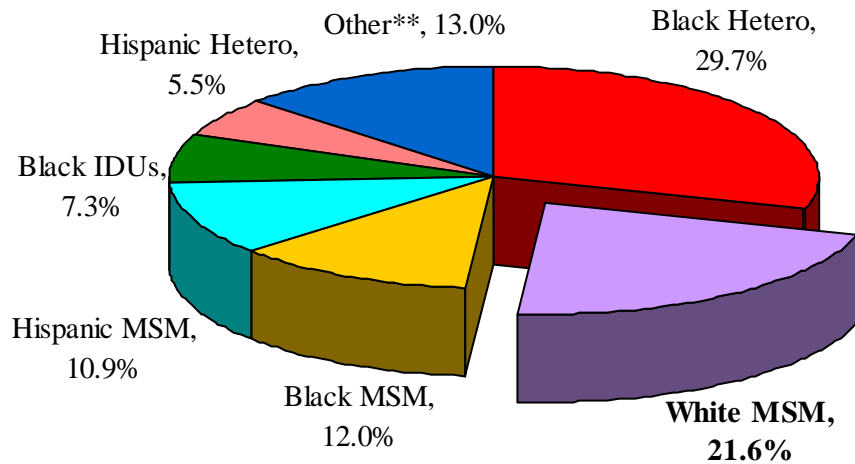
Area	Funding Source	Funded Provider/Category	Funding Amount	Area Subtotal	Black Hetero Subpopulation	Intervention
State-wide	AATI	FAITH	\$159,000		<i>Faith Community</i>	CFHM, CTL
	GR/AATI	AATI	\$4,034,925			
	PG	Media Campaign: Anson-Stoner	\$681,250			
	PG	Personnel: DEO Staff	\$33,951			
	PG	Personnel: Lab Staff	\$212,887			
	PG	Personnel: Perinatal	\$152,607			
				\$5,274,620		
1	CDC	OASIS	\$104,033		<i>Ages 18-55</i>	Community PROMISE
	CTG	AIDS Healthcare Foundation	\$120,000			VOICES, Education, Social Marketing, CTL, Outreach
				\$224,033		
2A	CDC	BASIC NWFL	\$189,510		<i>Females</i>	SISTA VOICES
	PG	BASIC NWFL	\$84,500		<i>Males</i>	VOICES RESPECT
				\$274,010		
2B	CDC	SHISA	\$76,798		<i>Incarcerated Females, Ages 18-44</i>	SISTA CTR
	CTG	MAACA	\$160,000		<i>Faith Community</i>	AMEN (VOICES, SISTA, CTL)
	PG	Big Bend Cares	\$65,333		<i>Rural, Incarcerated, Homeless, Substance Abusing</i>	SNS
				\$302,132		
3/13	CTG	Three Rivers Legal Services	\$100,000		<i>Correctional Facilities</i>	SISTA, VOICES, CTL
				\$100,000		
4	PG	River Region Human Services	\$183,000		<i>Female Crack-Cocaine Users & Their Partners, Ages 13-18</i>	Community PROMISE, BART
	PG	UF/Rainbow Center	\$109,156			Linkage/TOPWA
				\$292,156		
5	CTG	Metropolitan Charities	\$82,500		<i>Ages 13-19</i>	Real-life (BART)
	PG	ASAP	\$178,500		<i>Ages 16+</i>	CRCS, VOICES
				\$261,000		
6	CTG	DACCO	\$115,000		<i>Substance-abusing, Ages 16+</i>	Community PROMISE
	CTG	Metropolitan Charities	\$82,500		<i>Ages 13-19</i>	Real-life (BART)
	PG	THAP	\$122,000		<i>Females</i>	SISTA
	GR/PG	THAP	\$65,026			Linkage/TOPWA
				\$384,526		
7	CDC	CMWP/Reach	\$317,021		<i>Females, Males & Females</i>	SISTA CTR
	CDC	Miracle of Love	\$87,936		<i>Incarcerated Males, Black Hetero</i>	3MV (Adaptation) VOICES
	CTG	Hope and Help	\$60,000		<i>Female</i>	SISTA
	PG	CMWP	\$117,000		<i>Black & Haitian Hetero</i>	VOICES
	GR/PG	FWAF	\$24,400		<i>Haitians, Ages 13-24</i>	YEP
	PG	HUG Me	\$125,000		<i>Females (Childbearing Age)</i>	SNS
	GR/PG	NEED	\$34,857		<i>Substance Abusing, Recently Incarcerated Males</i>	
	PG	Miracle of Love	\$29,400			SNS
	GR/PG	HUG Me	\$74,353			Linkage/TOPWA
				\$869,967		

Area	Funding Source	Funded Provider/Category	Funding Amount	Area Subtotal	Black Hetero Subpopulation	Intervention
8	CTG	Second Chance - Last Opportunity	\$75,000		<i>Females</i>	SISTA, Outreach, Education, CTL
	CTG	Source of Light & Hope	\$75,000		<i>Ages 25-44</i>	SNS
	PG	Community AIDS Network	\$73,500			SNS
	GR/PG	Farmworker Association of Florida	\$24,400		<i>Haitians, Ages 13-24</i>	YEP
				\$247,900		
9	CDC	Comprehensive AIDS Program of West Palm Beach	\$353,795			RAPP CTR
	CDC	Glades Health Initiative Inc.	\$299,332			CTR
	CTG	United Deliverance	\$20,000			CRCS
	PG	COMPASS	\$29,400			SNS
	GR/PG	Families First of Palm Beach	\$72,140			Linkage/TOPWA
				\$774,667		
10	CTG	100 Black Men of Greater Ft. Lauderdale	\$75,000			Outreach, Education, Social Marketing
	CTG	Broward House	\$98,000		<i>Females</i>	SISTA
	PG	Care Resource	\$73,500			SNS
	GR/PG	Minority Development and Empowerment	\$79,933			Linkage/TOPWA
				\$326,433		
11A	CDC	Camilus Health Concern	\$400,093		<i>Males</i>	CTR Safety Counts
	CDC	Empower-U	\$91,373			CTR CRCS
	CTG	MUJER	\$31,250		<i>Ages 18-45</i>	CRCS
	PG	ALERT Health	\$68,000			SNS
	PG	Care Resource	\$73,500			SNS
	GR/PG	Farmworker Association of Florida	\$24,400		<i>Haitians, Ages 13-24</i>	YEP
	PG	University of Miami - Miller School of Medicine	\$165,000			POL
	GR/PG	Youth Expressions	\$110,000		<i>Ages 16-25</i>	FLOW
	GR/PG	Teen Pregnancy Prevention Center	\$120,610			Linkage/TOPWA
				\$1,084,226		
12	PG	Outreach Community Network	\$232,000			RAPP
				\$232,000		
14	CTG	West Bartow Front Porch Revitalization Council	\$100,000		<i>Ages 15-24</i>	VOICES, Mobilization, CTL, Education
				\$100,000		
15	CDC	Healthy Start Coalition	\$339,869		<i>Females, Ages 10-44</i>	CRCS CTR
	CTG	In The Image of Christ	\$120,000		<i>Faith Community</i>	SISTA, VOICES, Outreach
	PG	Healthy Start Coalition	\$67,529			Linkage/TOPWA
				\$527,398		
TOTAL				\$11,275,067		

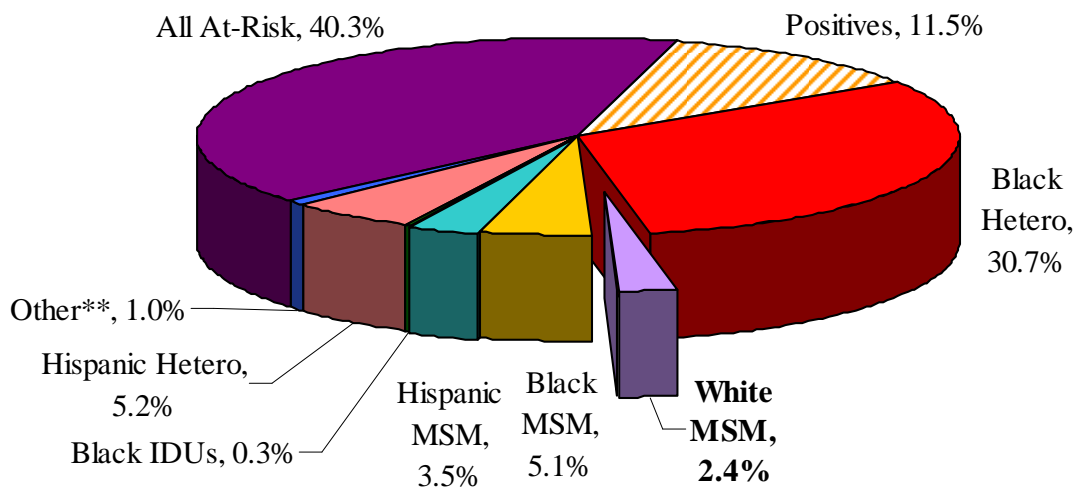
Priority Population #3: White MSM

White MSM living with HIV/AIDS account for an estimated 5.3% of Florida’s white MSM population (data not shown*) and 21.6% of persons reported to be living with HIV/AIDS in Florida through 2007 (Figure 1). Of the state’s \$36.8 million in HIV prevention funding, an estimated 2.4% is targeted to HIV-negative white MSM (Figure 2).

**Figure 1. PLWHA Through 2007 by Priority Population,
N=84,945**



**Figure 2. 2009 HIV Prevention Funding
by Population, \$36,772,812**



*Data are based on MSM population size estimates and reported, living HIV/AIDS cases through 2007.

**Other = all non-priority populations: white heterosexuals, white IDUs, Hispanic IDUs, Asian/Pacific Islanders, American Indian/Alaska Natives, multi-racial persons, and persons infected perinatally or medically.

Area	Funding Source	Funded Provider/Category	Funding Amount	Area Subtotal	White MSM Subpopulation	Intervention
State-wide	PG	Personnel: DEO Staff	\$4,208			
	PG	Personnel: Lab Staff	\$26,386			
				\$30,593		
1	CDC	Okaloosa AIDS Support and Informational Services	\$34,678		Ages 18-29	Mpowerment
	PG	OASIS	\$45,498			SNS
				\$80,175		
2A	PG	BASIC NWFL	\$28,167			VOICES RESPECT
				\$28,167		
2B	PG	Big Bend Cares	\$24,500			SNS
				\$24,500		
5	CDC	ASAP	\$376,690			CTR
				\$376,690		
7	CDC	Miracle of Love	\$15,744			CTR 3MV
	PG	Miracle of Love	\$29,400			SNS
	GR/PG	Nehemiah Educational & Economic Development	\$34,857		<i>Substance Abusing, Recently Incarcerated Males</i>	
				\$80,001		
8	PG	Community AIDS Network	\$24,500			SNS
				\$24,500		
9	PG	COMPASS	\$29,400			SNS
				\$29,400		
11B	PG	AIDS Help	\$205,000			Community PROMISE, VOICES
				\$205,000		
TOTAL				\$879,027		

Priority Population #4: Black MSM

Black MSM living with HIV/AIDS account for an estimated 18.6% of Florida's black MSM population (data not shown*) and 12.0% of persons reported to be living with HIV/AIDS in Florida through 2007 (Figure 1). Of the state's \$36.8 million in HIV prevention funding, an estimated 5.1% is targeted to HIV-negative black MSM (Figure 2).

Figure 1. PLWHA Through 2007 by Priority Population, N=84,945

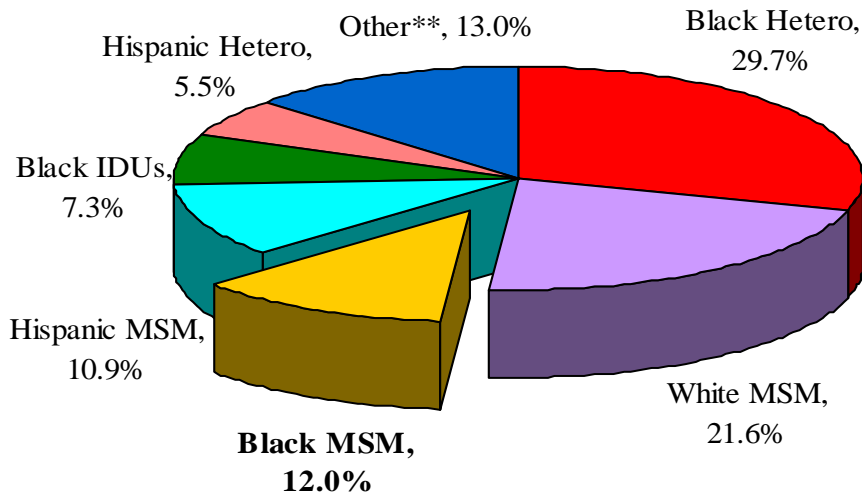
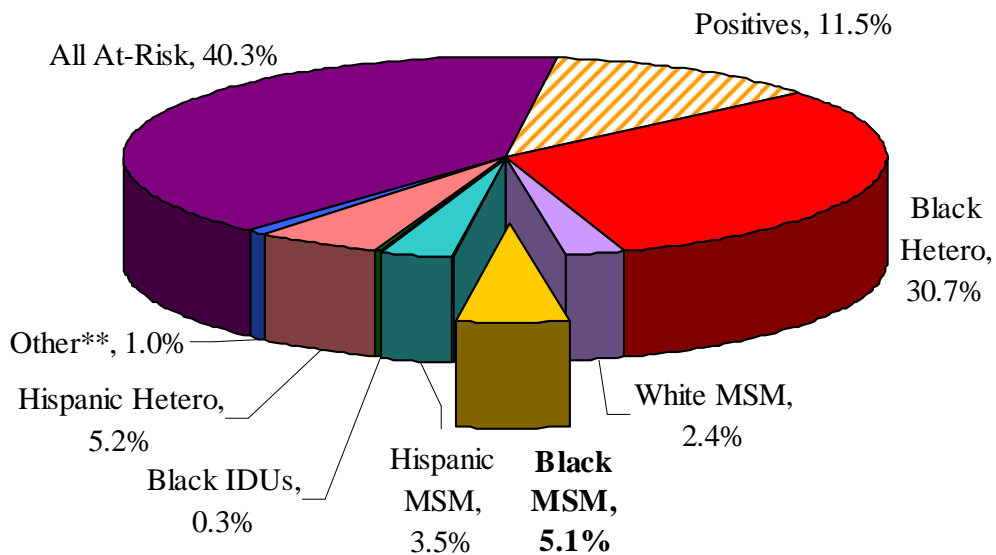


Figure 2. 2009 HIV Prevention Funding by Population, \$36,772,812



*Data are based on MSM population size estimates and reported, living HIV/AIDS cases through 2007.

**Other = all non-priority populations: white heterosexuals, white IDUs, Hispanic IDUs, Asian/Pacific Islanders, American Indian/Alaska Natives, multi-racial persons, and persons infected perinatally or medically.

Area	Funding Source	Funded Provider/Category	Funding Amount	Area Subtotal	Black MSM Subpopulation	Intervention
State-wide	AATI	AATI	\$149,442			
	GR	Media Campaign: Anson-Stoner	\$181,250			
	PG	Personnel: DEO Staff	\$2,146			
	PG	Personnel: Lab Staff	\$13,457			
				\$346,294		
1	CDC	OASIS	\$34,678		<i>Ages 18-29</i>	Mpowerment
	PG	OASIS	\$45,498			SNS
				\$80,175		
2A	PG	BASIC NWFL	\$28,167			VOICES RESPECT
				\$28,167		
2B	PG	Big Bend Cares	\$24,500			SNS
				\$24,500		
4	CDC	Minority AIDS Coalition of Jacksonville	\$267,544			CRCS CTR
	CTG	JASMYN	\$170,000		<i>Ages 13-23</i>	D-UP
	PG	River Region	\$61,000		<i>Ages 13-18</i>	BART
				\$498,544		
6	CDC	THAP	\$117,857		<i>Ages 16-24, Ages 13+</i>	3MV CTR
				\$117,857		
7	CDC	Miracle of Love	\$62,978			CTR 3MV
	CTG	Miracle of Love	\$163,000			D-UP
	PG	Miracle of Love	\$29,400			SNS
	PG	NEED	\$34,857		<i>Substance Abusing, Recently Incarcerated Males</i>	MISTERS
				\$290,235		
8	PG	Community AIDS Network	\$24,500			SNS
				\$24,500		
9	PG	COMPASS	\$29,400			SNS
				\$29,400		
11A	CDC	Empower-U	\$91,373			CTR CRCS
	CTG	SoBAP	\$85,000		<i>Their Partners</i>	3MV
	PG	ALERT Health	\$68,000		<i>Non-disclosing, Ages 18-45</i>	SNS
	PG	Empower-U	\$93,500		<i>Ages 18-30</i>	Mpowerment
	PG	University of Miami	\$82,500			POL
				\$420,373		
TOTAL				\$1,860,045		

Priority Population #5: Hispanic MSM

Hispanic MSM living with HIV/AIDS account for an estimated 8.8% of Florida's Hispanic MSM population (data not shown*) and 10.9% of persons reported to be living with HIV/AIDS in Florida through 2007 (Figure 1). Of the state's \$36.8 million in HIV prevention funding, an estimated 3.5% is targeted to HIV-negative Hispanic MSM (Figure 2).

Figure 1. PLWHA Through 2007 by Priority Population, N=84,945

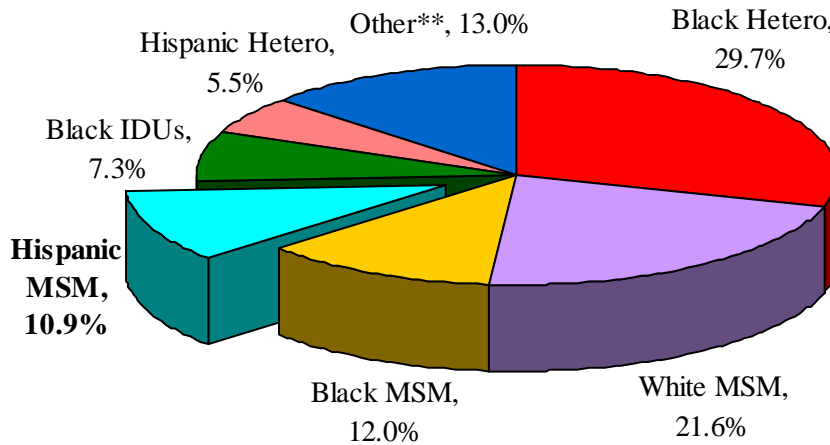
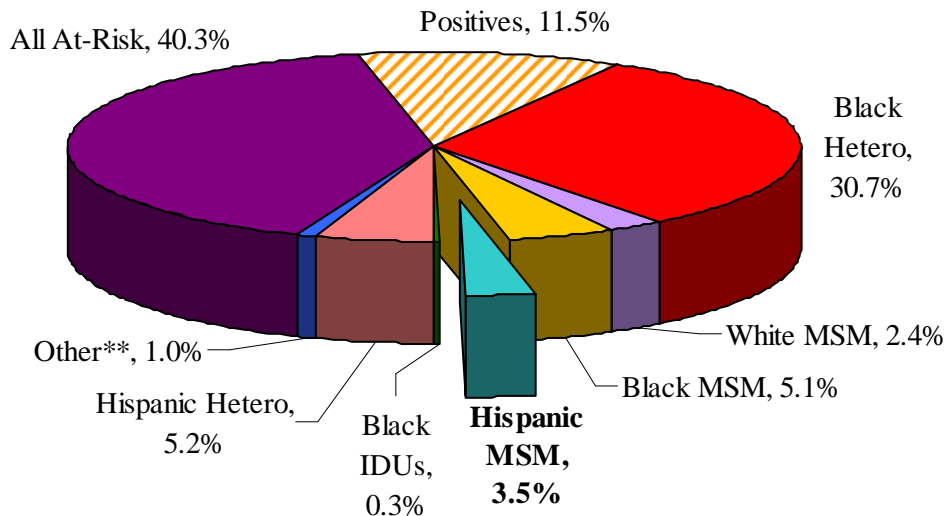


Figure 2. 2009 HIV Prevention Funding by Population, \$36,772,812



*Data are based on MSM population size estimates and reported, living HIV/AIDS cases through 2007.

**Other = all non-priority populations: white heterosexuals, white IDUs, Hispanic IDUs, Asian/Pacific Islanders, American Indian/Alaska Natives, multi-racial persons, and persons infected perinatally or medically.

Area	Funding Source	Funded Provider/Category	Funding Amount	Area Subtotal	Hispanic MSM Subpopulation	Intervention
State-wide	GR	Marketing/Media: EMS	\$57,056			
	GR	Media Campaign: Anson-Stoner	\$181,250			
	PG	Personnel: DEO Staff	\$2,909			
	PG	Personnel: Lab Staff	\$18,241			
				\$259,456		
1	CDC	Okaloosa AIDS Support and Informational Services	\$34,678		<i>Ages 18-29</i>	Mpowerment
	PG	OASIS	\$45,498			SNS
				\$80,175		
2A	PG	BASIC NWFL	\$28,167			VOICES RESPECT
				\$28,167		
6	CDC	THAP	\$117,857		<i>Ages 16-24, Ages 13+</i>	3MV CTR
				\$117,857		
7	CDC	Miracle of Love	\$15,744			CTR 3MV
	PG	Miracle of Love	\$29,400			SNS
	PG	NEED	\$34,857		<i>Substance Abusing, Recently Incarcerated Males</i>	MISTERS
				\$80,001		
8	PG	Community AIDS Network	\$24,500			SNS
				\$24,500		
9	PG	COMPASS	\$29,400			SNS
				\$29,400		
10	PG	Latinos Salud	\$150,000		<i>Ages 18-30</i>	Mpowerment
	PG	Hispanic Unity	\$73,500			SNS
				\$223,500		
11A	CDC	Care Resource	\$60,523			CRCS
	CDC	Empower-U	\$45,687			CTR
	CDC	Union Positiva	\$177,141			CTR Mpowerment
	CTG	South Beach AIDS Project	\$85,000		<i>Their Partners</i>	3MV
	PG	Empower-U	\$93,500		<i>Ages 18-30</i>	Mpowerment
				\$461,851		
TOTAL				\$1,304,907		

Priority Population #6: Black IDUs

Black IDUs living with HIV/AIDS account for an estimated 12.4% of Florida's black IDU population (data not shown*) and 7.3% of persons reported to be living with HIV/AIDS in Florida through 2007 (Figure 1). Of the state's \$36.8 million in HIV prevention funding, an estimated 0.3% is targeted to HIV-negative black IDUs (Figure 2).

Figure 1. PLWHA Through 2007 by Priority Population, N=84,945

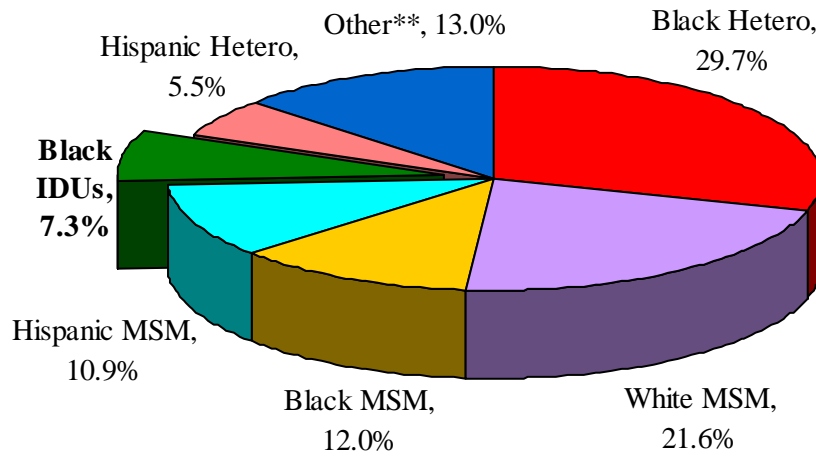
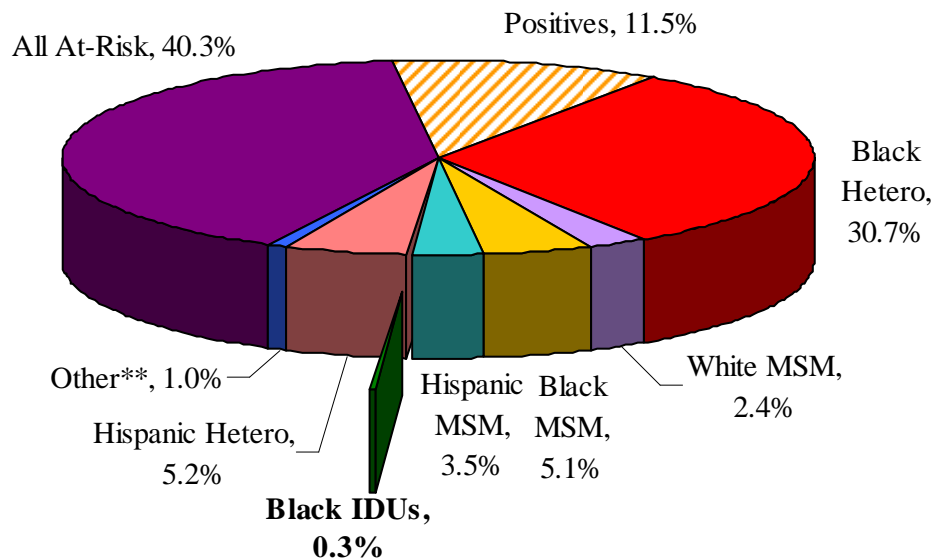


Figure 2. 2009 HIV Prevention Funding by Population, \$36,772,812



*Estimates are based on 2004 population data and reported, living HIV/AIDS cases through 2007.

**Other = all non-priority populations: white heterosexuals, white IDUs, Hispanic IDUs, Asian/Pacific Islanders, American Indian/Alaska Natives, multi-racial persons, and persons infected perinatally or medically. 86

Area	Funding Source	Funded Provider/Category	Funding Amount	Area Subtotal	Black IDU Subpopulation	Intervention
State-wide	AATI	AATI	\$85,395			
	PG	Personnel: DEO Staff	\$674			
	PG	Personnel: Lab Staff	\$4,225			
				\$90,294		
7	GR/PG	Nehemiah Educational & Economic Development	\$34,857		<i>Substance Abusing, Recently Incarcerated Males</i>	MISTERS
				\$34,857		
TOTAL				\$125,151		

Priority Population #7: Hispanic Heterosexuals

Hispanic heterosexuals living with HIV/AIDS account for an estimated 0.4% of Florida's Hispanic heterosexual population (data not shown*) and 5.5% of persons reported to be living with HIV/AIDS in Florida through 2007 (Figure 1). Of the state's \$36.8 million in HIV prevention funding, an estimated 5.2% is targeted to HIV-negative Hispanic heterosexuals (Figure 2).

Figure 1. PLWHA Through 2007 by Priority Population, N=84,945

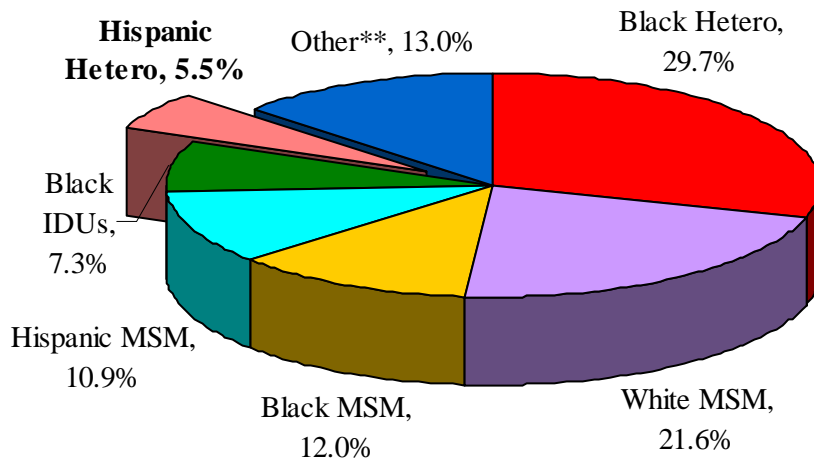
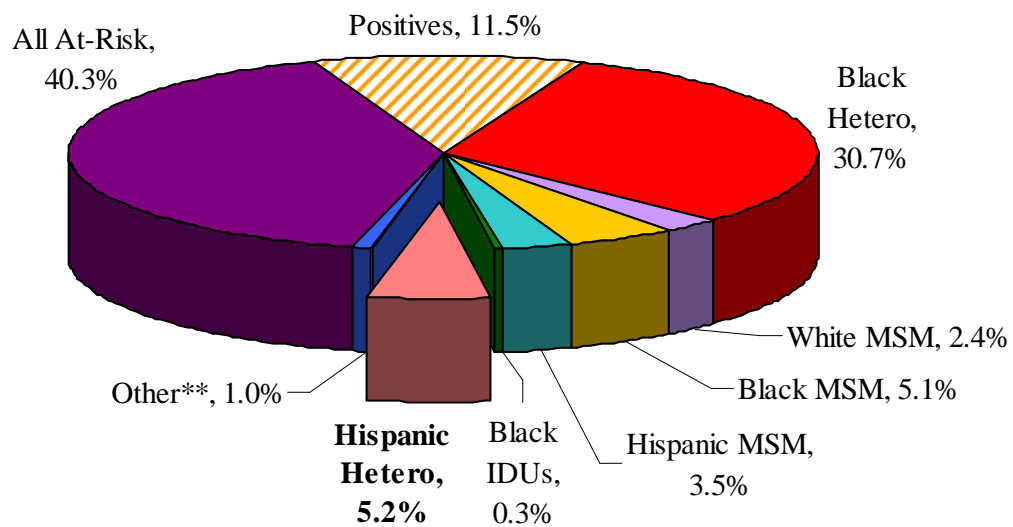


Figure 2. 2009 HIV Prevention Funding by Population, \$36,772,812



*Estimates are based on 2004 population data and reported, living HIV/AIDS cases through 2007.

**Other = all non-priority populations: white heterosexuals, white IDUs, Hispanic IDUs, Asian/Pacific Islanders, American Indian/Alaska Natives, multi-racial persons, and persons infected perinatally or medically. 88

Area	Funding Source	Funded Provider/Category	Funding Amount	Area Subtotal	Hispanic Hetero Subpopulation	Intervention
State-wide	GR	Marketing/Media: EMS	\$133,130			
	GR	Media Campaign: Anson-Stoner	\$181,250			
	PG	Personnel: DEO Staff	\$29,613			
	PG	Personnel: Lab Staff	\$185,687			
	PG	Personnel: Perinatal	\$101,738			
				\$631,418		
2B	CDC	SHISA	\$76,798		<i>Incarcerated Females, Ages 18-44</i>	SISTA CTR
	PG	Big Bend Cares	\$16,333		<i>Incarcerated, Homeless, Substance Abusing</i>	SNS
				\$93,132		
3/13	GR/PG	FWAF	\$48,800		<i>Ages 13-24</i>	YEP
				\$48,800		
4	PG	UF/Rainbow Center	\$10,916			Linkage/TOPWA
				\$10,916		
6	GR/PG	THAP	\$50,124			Linkage/TOPWA
				\$50,124		
7	CDC	Miracle of Love	\$87,936		<i>Incarcerated Males</i>	3MV (Adaptation), VOICES
	GR/PG	FWAF	\$24,400		<i>Ages 13-24</i>	YEP
	PG	Miracle of Love	\$29,400			SNS
	GR/PG	NEED	\$34,857		<i>Substance Abusing, Recently Incarcerated Males</i>	MISTERS
	GR/PG	HUG Me	\$32,611			Linkage/TOPWA
				\$209,204		
8	CTG	Second Chance - Last Opportunity	\$25,000		<i>Females</i>	Outreach, Education
	GR/PG	Farmworkers Association of Florida	\$24,400		<i>Ages 13-24</i>	YEP
				\$49,400		
9	CTG	United Deliverance	\$20,000			CRCS
	PG	COMPASS	\$29,400			SNS
	PG	Comprehensive AIDS Program	\$221,000		<i>Ages 15-55</i>	Community PROMISE
	GR/PG	Families First of Palm Beach	\$54,827			Linkage/TOPWA
				\$325,227		

Area	Funding Source	Funded Provider/Category	Funding Amount	Area Subtotal	Hispanic Hetero Subpopulation	Intervention
10	PG	Hispanic Unity	\$73,500			SNS
	GR/PG	MDEI	\$29,653			Linkage/TOPWA
				\$103,153		
11A	CDC	Empower-U	\$45,687			CTR
	CDC	Union Positiva	\$59,047			CTR
	CTG	MUJER	\$93,750		<i>Ages 18-45</i>	Community PROMISE, CRCS
	GR/PG	Farmworker Association of Florida	\$24,400		<i>Ages 13-24</i>	YEP
	GR/PG	Youth Expressions	\$110,000		<i>Ages 16-25</i>	FLOW
	GR/PG	Teen Pregnancy Prevention Center	\$20,592			Linkage/TOPWA
				\$307,789		
12	GR/PG	Farmworker Association of Florida	\$24,400		<i>Ages 13-24</i>	YEP
				\$24,400		
15	GR/PG	Farmworker Association of Florida	\$24,400		<i>Ages 13-24</i>	YEP
	PG	Healthy Start Coalition	\$26,757			Linkage/TOPWA
				\$51,157		
TOTAL				\$1,904,719		

Other: Non-Priority Populations

Persons represented in the “other” category* account for 13.0% of persons reported to be living with HIV/AIDS in Florida through 2007 (Figure 1). Of the state’s \$36.8 million in HIV prevention funding, an estimated 1.0% is targeted to HIV-negative non-priority populations (Figure 2).

Figure 1. PLWHA Through 2007 by Priority Population, N=84,945

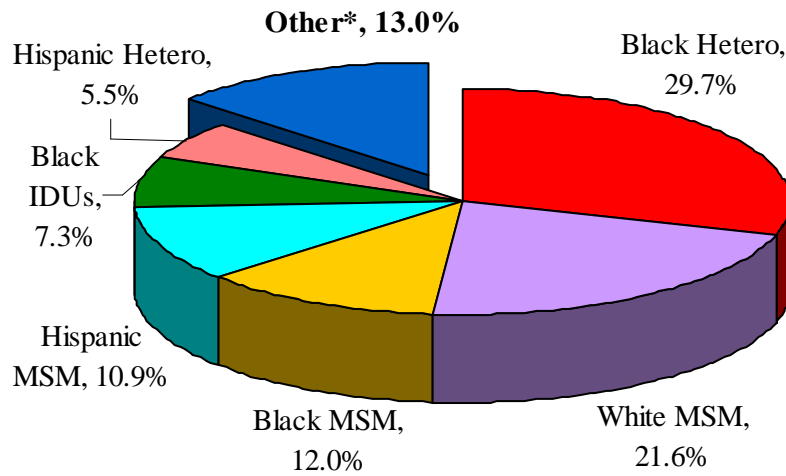
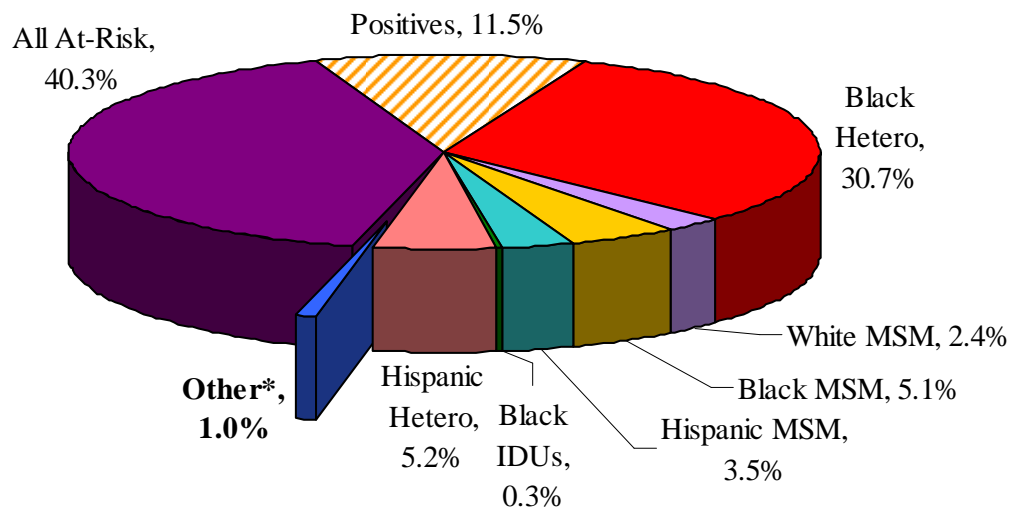


Figure 2. 2009 HIV Prevention Funding by Population, \$36,772,812



* Other = all non-priority populations: white heterosexuals, white IDUs, Hispanic IDUs, Asian/Pacific Islanders, American Indian/Alaska Natives, multi-racial persons, and persons infected perinatally or medically.

Area	Funding Source	Funded Provider/Category	Funding Amount	Area Subtotal	Target Population	Intervention
2B	CDC	SHISA	\$76,798		White Hetero, Incarcerated Females, Ages 18-44	SISTA CTR
	PG	Big Bend Cares	\$16,333		White Hetero, Incarcerated, Homeless, Substance Abusing	SNS
				\$93,132		
4	PG	UF/Rainbow Center	\$16,373		White Hetero, Other Racial/Ethnic Groups	Linkage/TOPWA
				\$16,373		
6	GR/PG	THAP	\$20,321		White Hetero, Other Racial/Ethnic Groups	Linkage/TOPWA
				\$20,321		
7	CDC	Miracle of Love	\$87,936		White Hetero, Incarcerated Males	3MV (Adaptation) VOICES
	GR/PG	HUG Me	\$23,480		White Hetero, Other Racial/Ethnic Groups	Linkage/TOPWA
	GR/PG	NEED	\$34,857		Hispanic IDUs, Substance Abusing, Recently Incarcerated Males	MISTERS
				\$146,273		
9	GR/PG	Families First of Palm Beach	\$17,314		White Hetero, Other Racial/Ethnic Groups	Linkage/TOPWA
				\$17,314		
10	GR/PG	MDEI	\$19,339		White Hetero, Other Racial/Ethnic Groups	Linkage/TOPWA
				\$19,339		
11A	GR/PG	Teen Pregnancy Prevention Center	\$5,883		White Hetero, Other Racial/Ethnic Groups	Linkage/TOPWA
				\$5,883		
15	PG	Healthy Start Coalition	\$33,128		White Hetero, Other Racial/Ethnic Groups	Linkage/TOPWA
				\$33,128		
TOTAL				\$351,762		

All At-Risk Populations: Non-Targeted Prevention Funding

Of the \$36.8 million in HIV prevention funding in Florida, an estimated 40.3% is allocated to all at-risk populations (Figure 2). Figure 3 shows the funding allocations for all at-risk populations.

Figure 2. 2009 HIV Prevention Funding by Population, \$36,772,812

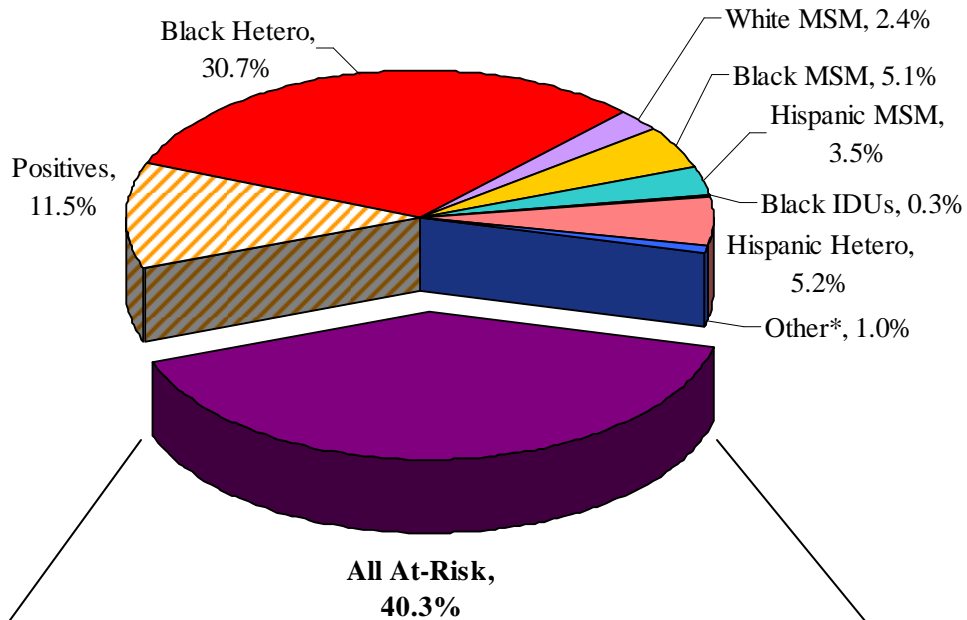
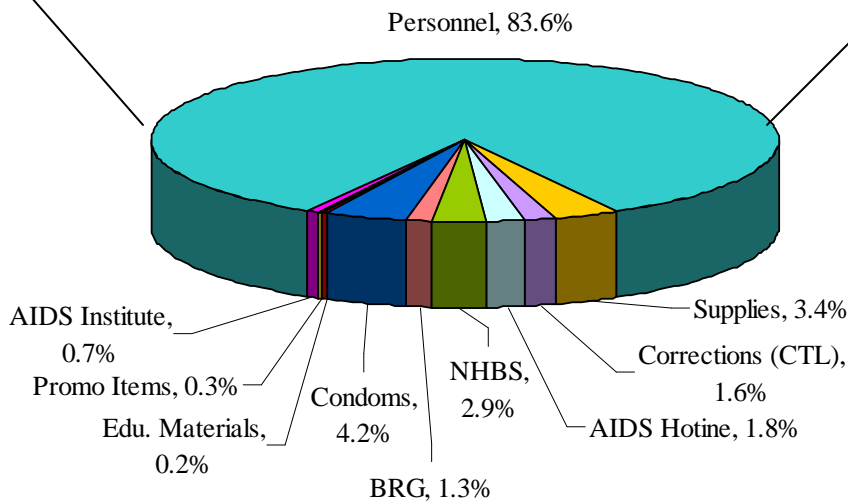


Figure 3: Funding for All At-Risk Populations, \$14,832,630



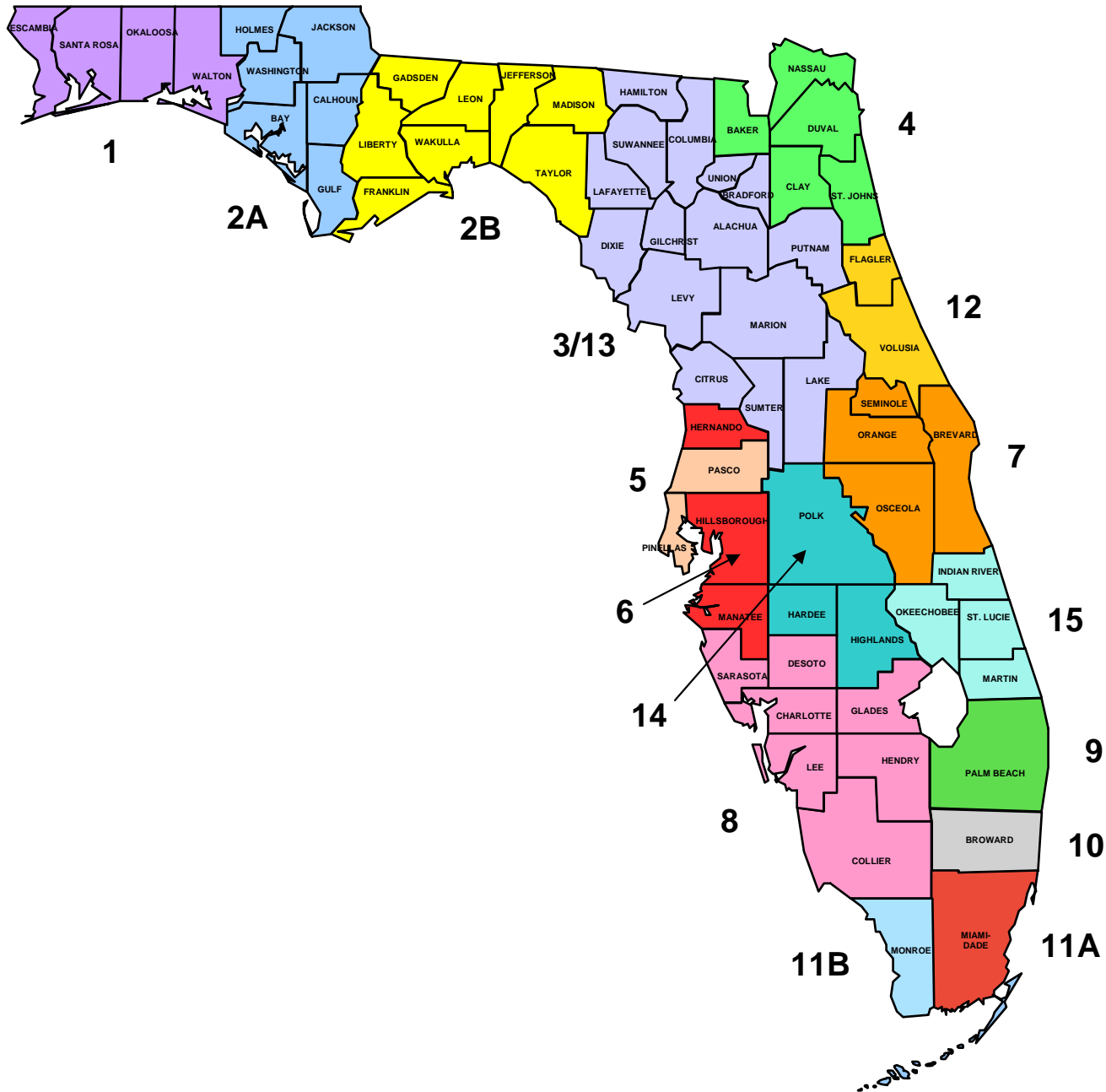
*Other = all non-priority populations: white heterosexuals, white IDUs, Hispanic IDUs, Asian/Pacific Islanders, American Indian/Alaska Natives, multi-racial persons, and persons infected perinatally or medically.

Area	Funding Source	Funded Category	Funding Amount	Area Subtotal
State-wide	GR	Florida AIDS Hotline	\$265,553	
	PG	Supplies: Equipment	\$10,000	
	GR	Supplies: rapid test kits and supplies, forms, and sponsorships	\$250,000	
	HRSA	Supplies: rapid test kits and supplies, forms, an AETC contract, and sponsorships	\$250,000	
	PG	Capacity Building: BRG	\$200,000	
	PG	Condoms (male and female)	\$625,000	
	PG	Educational Materials	\$27,467	
	PG	Personnel: DIS Staff	\$2,001,378	
	PG	Personnel: Other Staff	\$10,395,377	
	PG	Promotional Items/Sponsorships	\$42,400	
	PG	The AIDS Institute	\$100,000	
				\$14,167,175
2B, 3/13, 4, 10, 11A, 15	GR	Corrections CTL (Jan - June)	\$241,300	
				\$241,300
11A	NHBS	Research: NHBS	\$424,155	
				\$424,155
TOTAL				\$14,832,630

Acknowledgements

The 2009 HIV prevention funding snapshot was produced by Alesia Traeye, MHA, Dano Beck, MSW, and Marlene LaLota, MPH. Consultation and/or editing was provided by Spencer Lieb, MPH, M. Maximillion Wilson, PhD, Leisha McKinley-Beach, MS, Tom Bendle, Mara Michniewicz, MPH, CHES, Nita Harrelle, and Karen Simons.

Bureau of HIV/AIDS Area Map



07/06/2009